

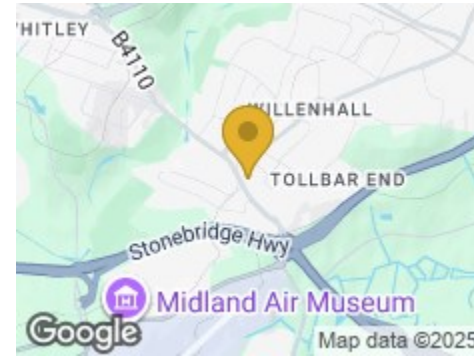
Road Map



Hybrid Map



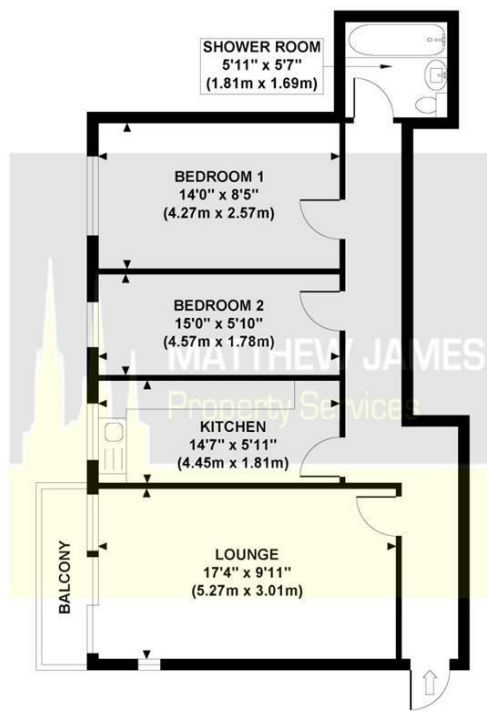
Terrain Map



MATTHEW JAMES
Property Services

Floor Plan

KENELM COURT
Approximate Gross Internal Area 625 sq ft / 58.10 sq m



GROSS INTERNAL FLOOR AREA 625 SQ FT

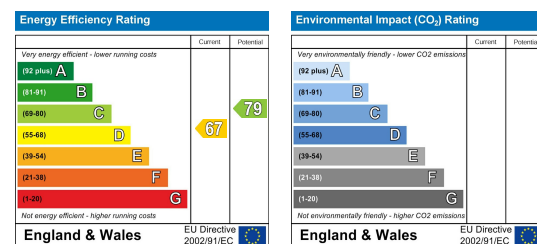
Although every attempt has been made to ensure accuracy, all measurements are approximate and no responsibility is taken for any error, omission, or mid-statement. This floor plan is for illustrative purposes only and not to scale. Measured in accordance to RICS standards.

Viewing

Please contact us on 02477 170170 if you wish to arrange a viewing appointment for this property or require further information.

These particulars, whilst believed to be accurate are set out as a general outline only for guidance and do not constitute any part of an offer or contract. Intending purchasers should not rely on them as statements of representation of fact, but must satisfy themselves by inspection or otherwise as to their accuracy. No person in this firm's employment has the authority to make or give any representation or warranty in respect of the property.

Energy Efficiency Graph



45 Kenelm Court,

London Road, Tollbar End, Coventry CV3 4HD

Offers Over £100,000



CONTACT INFORMATION

24a Warwick Row, Coventry CV1 1EY

02477 170170

info@matthewjames.uk.com

www.matthewjames.uk.com

Facebook

Twitter

45 Kenelm Court,

London Road, Tollbar End, Coventry CV3 4HD

Offers Over £100,000



Approach

Entrance Hallway

Lounge

17'3" x 9'10"

Kitchen

14'7" x 5'11"

Bedroom One

14'0" x 8'5"

Bedroom Two

14'11" x 5'10"

Shower Room

5'11" x 5'6"